



Leading the Multi-Orbit Revolution

Investor Presentation
February 2026



Forward Looking Statements Disclaimer

Certain statements made herein that are not historical are forward-looking within the meaning of the Private Securities Litigation Reform Act of 1995. The words “estimate”, “project”, “intend”, “expect”, “believe” and similar expressions are intended to identify forward-looking statements. These forward-looking statements involve known and unknown risks and uncertainties. Many factors could cause the actual results, performance or achievements of Gilat to be materially different from any future results, performance or achievements that may be expressed or implied by such forward-looking statements, including, among others, changes in general economic and business conditions, inability to maintain market acceptance to Gilat’s products, inability to timely develop and introduce new technologies, products and applications, rapid changes in the market for Gilat’s products, loss of market share and pressure on prices resulting from competition, introduction of competing products by other companies, inability to manage growth and expansion, loss of key OEM partners, inability to attract and retain qualified personnel, inability to protect the Company’s proprietary technology and risks associated with Gilat’s international operations and its location in Israel. For additional information regarding these and other risks and uncertainties associated with Gilat’s business, reference is made to Gilat’s reports filed from time to time with the Securities and Exchange Commission. We undertake no obligation to update or revise any forward-looking statements for any reason.

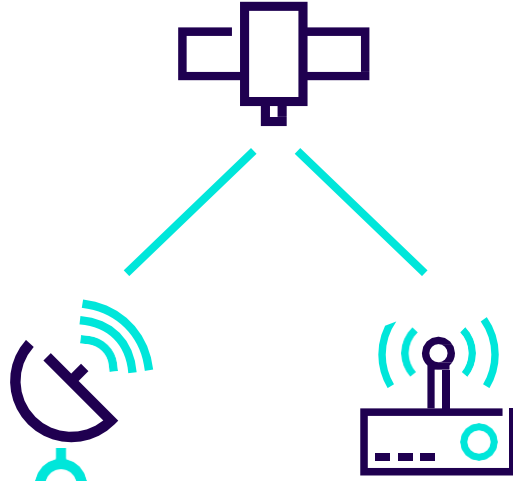
Unaudited/Non-GAAP Financial Measures

This presentation includes financial data that is not audited and financial data that was not prepared in accordance with U.S. Generally Accepted Accounting Principles (GAAP). Non-GAAP financial measures mainly exclude, if and when applicable, the effect of stock-based compensation expenses, amortization of purchased intangibles, lease incentive amortization, other non-recurring expenses, other integration expenses, other operating income, net, and income tax effect on the relevant adjustments. Gilat believes these non-GAAP financial measures provide consistent and comparable measures to help investors understand Gilat’s current and future operating performance. However, our non-GAAP financial measures are not meant to be considered in isolation or as a substitute for comparable GAAP measures and should be read in conjunction with Gilat’s consolidated financial statements prepared in accordance with GAAP.

We are Gilat

Bringing Boundless Communication

Innovative
Ground
Equipment



~1,200

Employees

1987

Founded

GILT

NASDAQ/TASE

15

Sales Offices

7

R&D Centers

2

NOC Centers



Defense



Aero/IFC



Government



Cellular Backhaul

2G 3G 4G 5G



Enterprise



Land



Digital Inclusion



Maritime



Telecom, Infrastructure
& Services




LEO Gateway

Gilat Business Segments



Gilat Defense

- Secure, rapid-deployment solutions for military organizations, government agencies, and defense integrators.
- Solutions for all military applications, including battle-proven systems currently in use.
- A strong focus on the U.S. DoD



Gilat Commercial

- Advanced broadband satellite communication networks and solutions.
- Serves a variety of verticals such as IFC, enterprise, cellular, and others.
- A multi-orbit platform, with a focus on VHTS and NGSO.



Gilat Peru

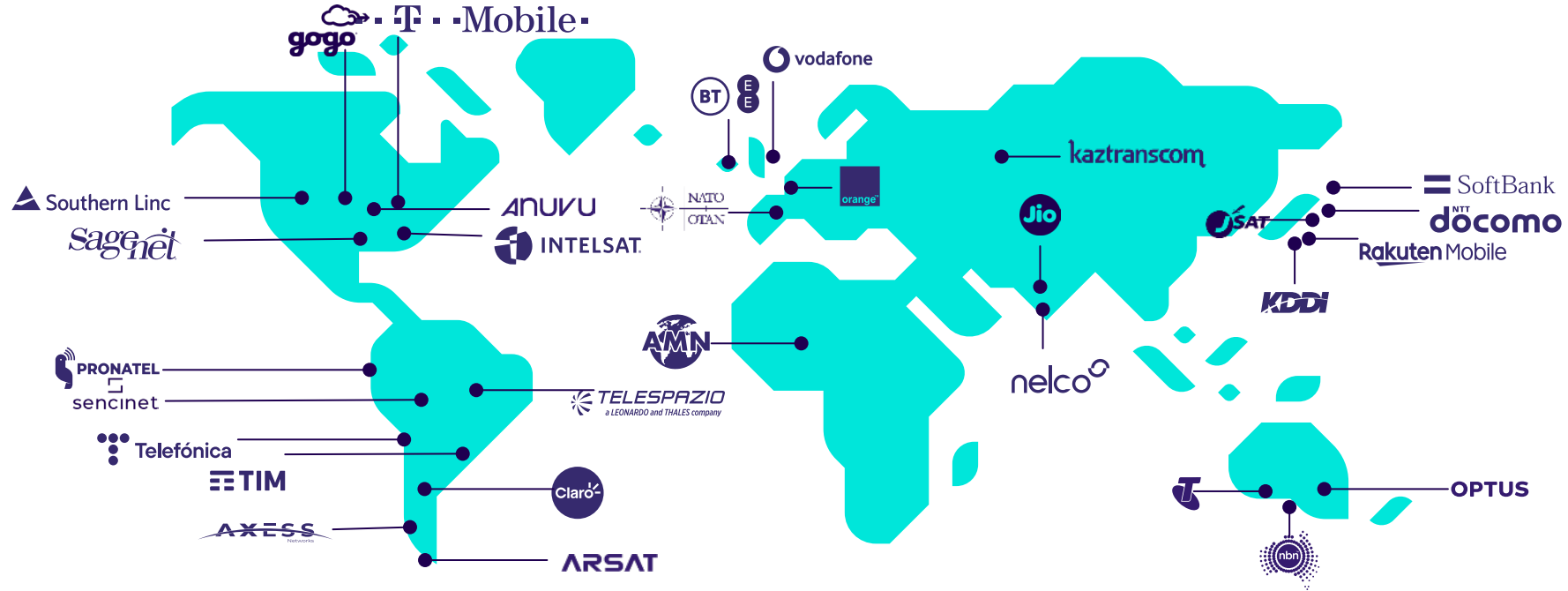
- Terrestrial & satellite telecommunication service provider.
- Large-scale network and integration projects.
- A focus on government solutions.

Proven Excellence in Commercial and Defense Applications

Satellite Operators



Service Providers & MNO's



100+

Countries

300+

Customers

100s

of Networks

System Integrators



Government and Defense



Value Chain

Gilat is the Market Leading Ground Equipment Manufacturer

Satellite
Manufacturer



Satellite
Operator



Ground
Equipment



Service
Provider



End
Users



Uniquely Positioned to Unlock Growth Opportunities



VHTS & NGSO Abundance of Capacity

LEO is set to transform satellite connectivity, a pivotal moment poised for breakthrough growth



Strong Tailwinds in IFC

Key driver for GEO and NGSO capacity demand

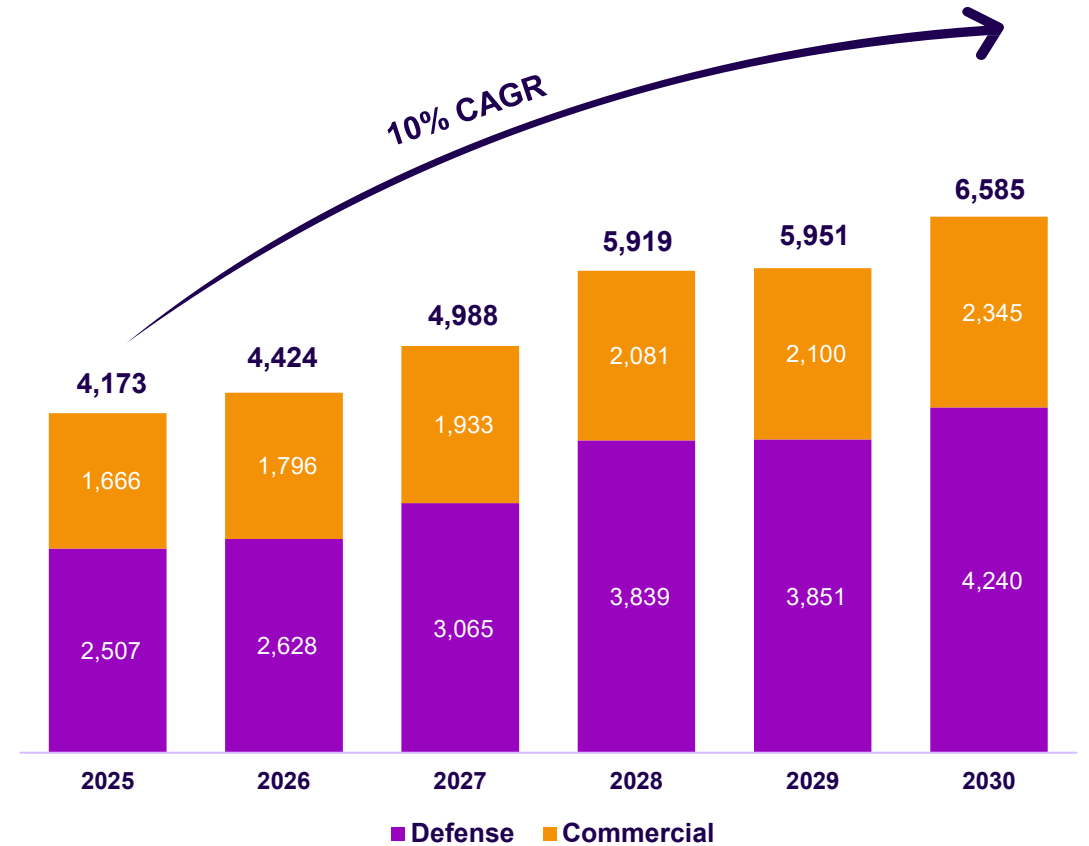


Surge in Defense SATCOM

Increased focus on military SATCOM networks

A Growing Multi-Billion Dollar Equipment Market

Total Addressable Market (\$M)



Novaspace Ground Segment 2025 + Internal analysis

Abundance of Capacity

Large Capital Spending Continues in the Satellite Industry >\$20B a year

GEO Altitude: 35,786 km | Latency: ~550ms



HTS/VHTS

MEO Altitude: 2,000-10,000 km | Latency: ~120ms



SES/mPOWER



SES/mPOWER

LEO Altitude: 500-2,000 km | Latency: ~15ms



Telesat



IRIS²



OneWeb



Starlink



Amazon

Rising NGSO constellations – unlocking ground segment opportunities

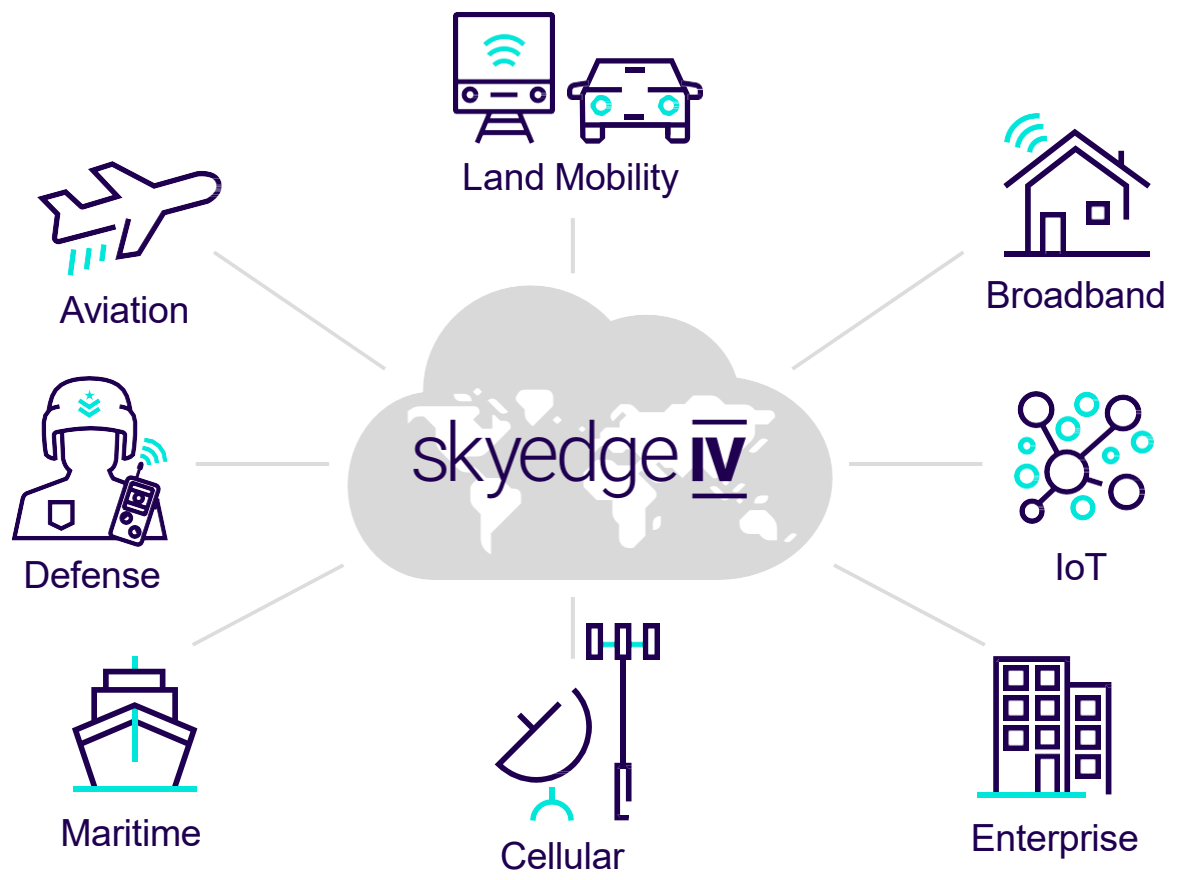
Gilat's SkyEdge IV

World's First Multi-Orbit Platform

Enables higher capacity, availability and throughput with the lowest cost per bit

Provides the most advanced features to meet the demands of today's SATCOM users

Specifically crafted for a seamless evolution to the Cloud and 5G NTN



The Satellite Operator's Choice



Gilat Commercial Markets



IFC

Commercial Aviation
Business Aviation



Maritime

Commercial Vessels



Digital Inclusion

Rural Connectivity
Education
Agriculture



Enterprise

Retail
Energy
Banking & Finance
Business Continuity



Cellular Backhaul

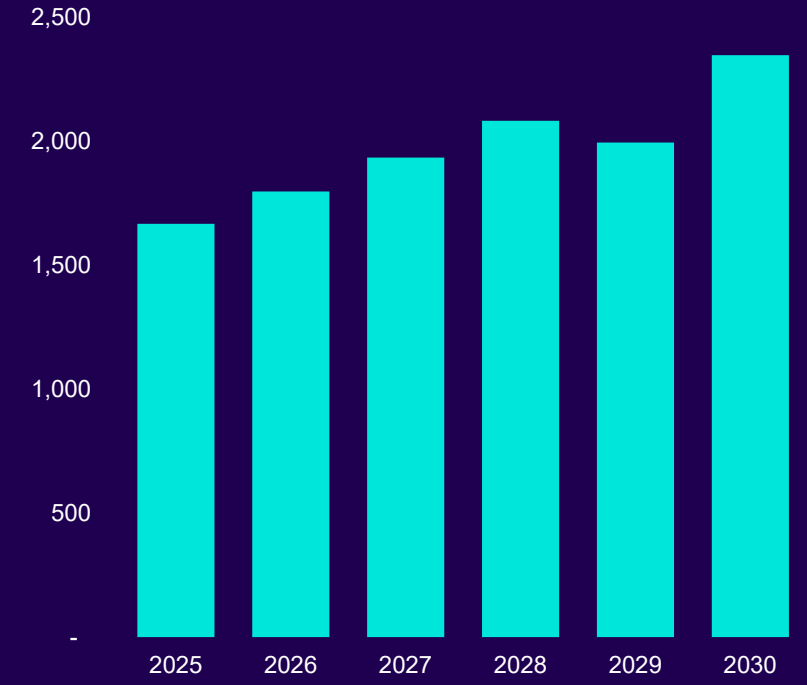
Backhauling
Disaster Recovery
Internet of Things (IOT)



Gateway

GEO, MEO, LEO SSPA


Addressable Market Equipment Revenues (USD Millions)



In-Flight Connectivity

Broad IFC Solutions (line-fit & retrofit)

Aero Antennas



400 Mbps Modem



Transceivers



Ground Equipment



Over 4000 Aircraft Deployed with Gilat Solutions



Expanding Fleets

Commercial Aircraft

~23,900
(2033)

CAGR 9%

~9,600
(2024)

Business Aircraft

~27,500
(2033)

CAGR 19%

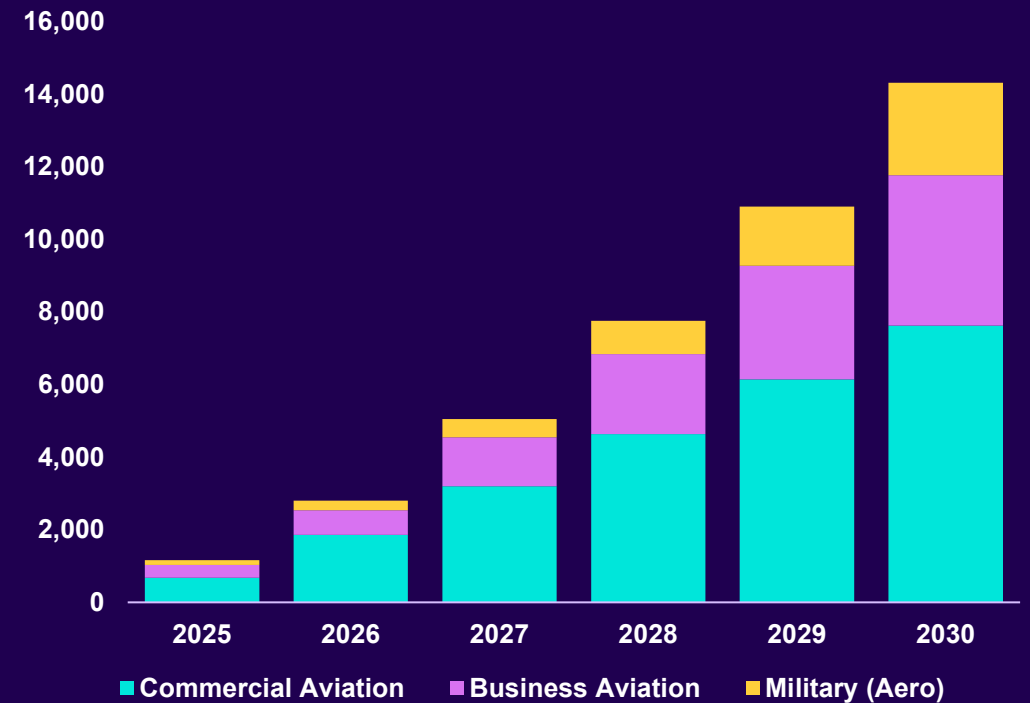
~5,700
(2024)

ESA for Aviation Taking Center Stage

- Swift adoption by the aviation sector
- ~2000 new units deployed annually
- LEO and Multi Orbit as the main catalysts
- The US DoD is a driving force, with substantial development programs

Gilat ESA Solutions for Every Aero Segment

Number of installed ESA Terminals



Defense Landscape

Space Defense Spending is Soaring

1

Growing Geopolitical Tensions

2

Space is Becoming Increasingly Important

3

Rapid Technology Advancements
Lower barriers made technology more accessible

Key Countries Expenditures



Global Space Military Expenditures are at an All-Time high

Gilat Defense Markets

Delivering Mission Success Anywhere on Land, Sea and Air



Land

- Manpack
- Portable / Transportable
- Fixed
- Mobile



Air

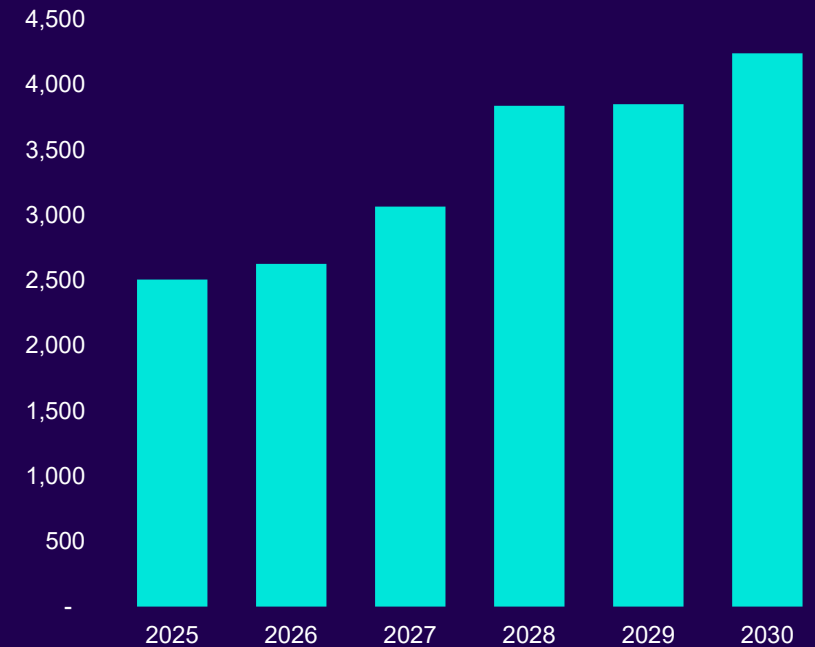
- Intelligence, Surveillance, Reconnaissance (ISR)
- Unmanned Aerial Systems (UAS)
- Jets
- Rotary / Helicopters



Sea

- Manned vessels
- Unmanned vessels

Addressable Market Equipment revenues (USD Millions)



~\$4B Market by 2030

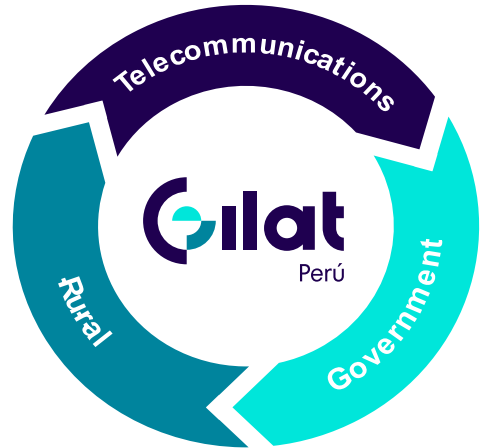
Gilat Defense - Unified Solutions Under One Roof



Gilat Peru

Satellite & Terrestrial Telecommunication Service Provider and Integrator for social inclusion, Commercial & Government

Shifting Operations to **Recurring** Revenue Model



One of the Largest Private Telecommunications Providers in Peru

Gilat Delivers Internet to Millions of People in Peru



Financial Highlights

Q4 2025 Profit and Loss Highlights

US\$ Millions

	Q4/25	Q3/25	Q2/25	Q1/25	Q4/24
GAAP					
Revenue	137.0	117.7	105.0	92.0	78.1
Operating Expenses	25.3	27.2	26.2	31.1	18.3
Operating Income (loss)	13.0	7.5	5.7	(2.7)	12.8
Net Income (loss)	8.8	8.1	9.8	(6.0)	11.8
Non-GAAP					
Gross Margin	31%	32%	33%	32%	40%
Adj. EBITDA	18.2	15.6	11.8	7.6	12.1
Operating Expenses	26.6	24.7	25.2	24.1	21.9
Operating Income	15.2	12.8	9.3	5.2	9.7
Net Income	13.4	11.8	12.0	1.8	8.5



FY 2025 Profit and Loss Highlights

	FY 2025	FY 2024
GAAP		
Revenue	451.7	305.4
Operating Expenses	109.9	85.6
Operating Income	23.4	27.7
Net Income	20.7	24.8
Non-GAAP		
Gross Margin	32%	38%
Adj. EBITDA	53.2	42.2
Operating Expenses	100.5	85.1
Operating Income	42.5	31.9
Net Income	39.0	28.2

Strong Balance Sheet

US\$ Millions

	Q4/25	Q3/25	Q4/24
Net Cash ¹	183.4	95.6	118.2
DSO ²	88	68	73
Cash From Operations	(6.3)	28.4	16.3
Equity	500	391	304

- **Dec 2025** - \$100M Capital raised from leading Israeli institutional investors
- **Sep 2025** - \$66M Capital raised from leading Israeli institutional investors

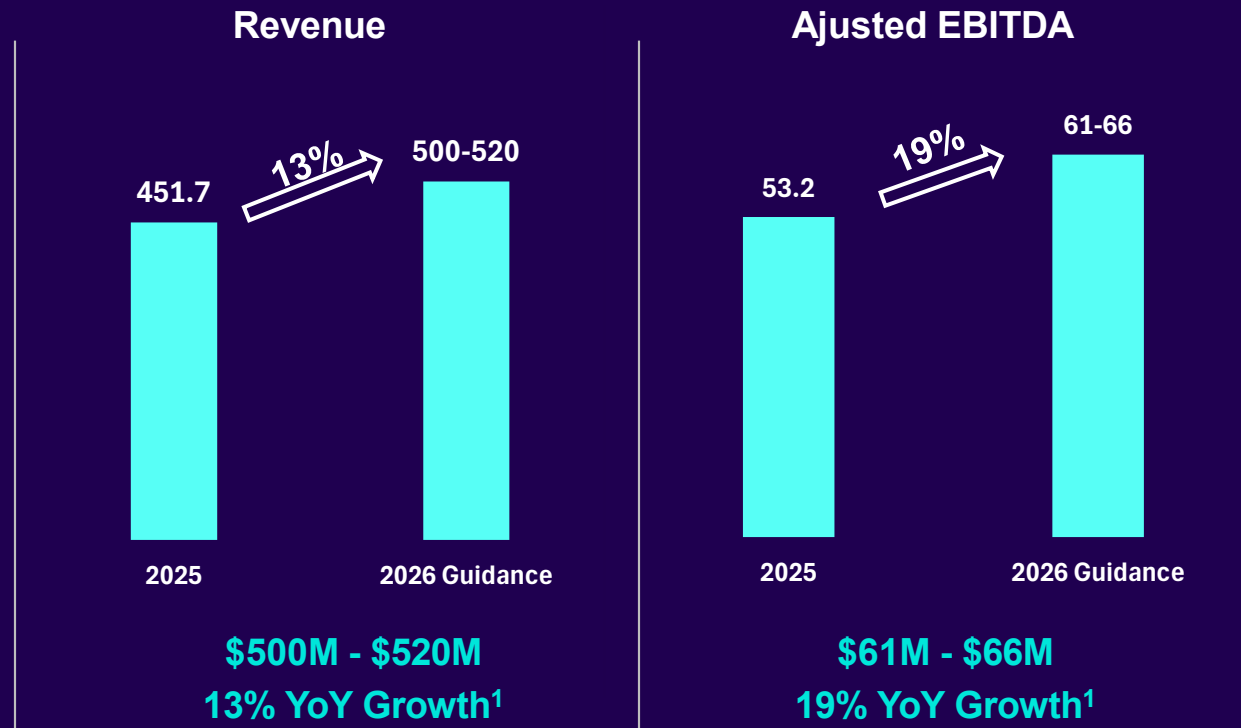
1) Net Cash includes Cash and cash equivalents and restricted cash, net of loans

2) DSO exclude construction in Peru



Executing Profitable Growth Strategy

2026 Market Guidance (US\$ Millions)



2026 Revenue and EBITDA Outlook

Driven by strong YTD performance, robust backlog, and healthy pipeline across all key segments

1) Growth at the midpoint

2026 Guidance - Revenue by Segment

(US\$ Millions)



1) At the midpoint

Summary

Uniquely Positioned to Unlock Growth Opportunities



VHTS and NGSO Opening New Markets



SkyEdge IV is a leading VHTS and NGSO Platform



Leading in Main Growth Areas
IFC with modems & ESA



Focused on Military SATCOM Networks



Positioned to accelerate Revenue Growth



Thank You

